

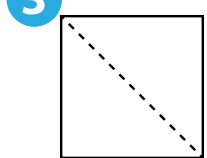

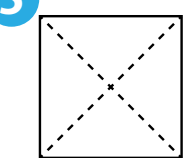
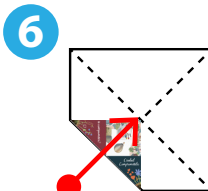
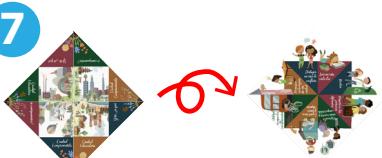


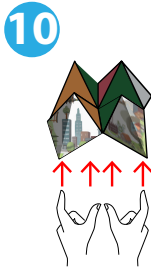




### 종이 접기 방법

- 1  오려내세요
- 2  접으세요
- 3  펴세요
- 4  접으세요
- 5  펴세요
- 6  네 모서리를 가운데로 접으세요
- 7  종이를 뒤집으세요
- 8  네 모서리를 가운데로 접으세요
- 9  종이를 반으로 접으세요
- 10  엄지와 검지를 아래의 네 공간에 집어 넣으세요.